

Statement Showing Shareholding Pattern - (Pre-reduction of Share Capital)

Category code	Category of Shareholder	Number of Shareholders	Total number of shares	Number of shares held in dematerialized form	Total shareholding as a percentage of total number of shares		Shares Pledged or otherwise encumbered	
					AS A % OF (A+B)	AS A % OF (A+B+C)	Number of shares	As a percentage (IX)=
					(VI)	(VII)	(VIII)	(VIII)/(IV)*100
(I)	(II)	(III)	(IV)	(V)	(VI)	(VII)	(VIII)	(VIII)/(IV)*100
<b>A.</b>	<b>SHAREHOLDING OF PROMOTER AND PROMOTER GROUP</b>							
1.	INDIAN							
a.	INDIVIDUALS/HINDU UNDIVIDED FAMILY	0	0	0	0.0000	0.0000	0	0.0000
b.	CENTRAL GOVERNMENT/ STATE GOVERNMENT(S)	0	0	0	0.0000	0.0000	0	0.0000
c.	BODIES CORPORATE	1	326705000	326705000	53.3604	53.3604	218704937	66.9426
d.	FINANCIAL INSTITUTIONS/ BANKS	0	0	0	0.0000	0.0000	0	0.0000
e.	ANY OTHER							
	<b>SUB - TOTAL (A)(1)</b>	<b>1</b>	<b>326705000</b>	<b>326705000</b>	<b>53.3604</b>	<b>53.3604</b>	<b>218704937</b>	<b>66.9426</b>
2.	FOREIGN							
b.	BODIES CORPORATE	0	0	0	0.0000	0.0000	0	0.0000
c.	INSTITUTIONS	0	0	0	0.0000	0.0000	0	0.0000
d.	QUALIFIED FOREIGN INVESTOR	0	0	0	0.0000	0.0000	0	0.0000
e.	ANY OTHER							
	<b>SUB - TOTAL (A)(2)</b>	<b>0</b>	<b>0</b>	<b>0</b>	<b>0.0000</b>	<b>0.0000</b>	<b>0</b>	<b>0.0000</b>
	<b>TOTAL SHARE HOLDING OF PROMOTER AND PROMOTER GROUP (A) = (A)(1)+(A)(2)</b>	<b>1</b>	<b>326705000</b>	<b>326705000</b>	<b>53.3604</b>	<b>53.3604</b>	<b>218704937</b>	<b>66.9426</b>
<b>B.</b>	<b>PUBLIC SHAREHOLDING</b>							
a.	MUTUAL FUNDS/UTI	0	0	0	0.0000	0.0000	NA	NA
b.	FINANCIAL INSTITUTIONS/ BANKS	8	183357352	183357352	29.9476	29.9476	NA	NA
c.	CENTRAL GOVERNMENT/ STATE GOVERNMENT(S)	0	0	0	0.0000	0.0000	NA	NA
d.	VENTURE CAPITAL FUNDS	0	0	0	0.0000	0.0000	NA	NA
e.	INSURANCE COMPANIES	0	0	0	0.0000	0.0000	NA	NA
f.	FOREIGN INSTITUTIONAL INVESTORS	1	125000	125000	0.0204	0.0204	NA	NA
g.	FOREIGN VENTURE CAPITAL INVESTORS	0	0	0	0.0000	0.0000	NA	NA
h.	QUALIFIED FOREIGN INVESTOR	0	0	0	0.0000	0.0000	NA	NA
i.	ANY OTHER							
	<b>SUB - TOTAL (B)(1)</b>	<b>9</b>	<b>183482352</b>	<b>183482352</b>	<b>29.9680</b>	<b>29.9680</b>	<b>NA</b>	<b>NA</b>
2.	NON-INSTITUTIONS							
a.	BODIES CORPORATE	399	76780002	76263693	12.5404	12.5404	NA	NA
b.	INDIVIDUALS -							
	I INDIVIDUAL SHAREHOLDERS HOLDING NOMINAL SHARE CAPITAL UPTO RS. 1 LAKH	14872	11576572	10936296	1.8907	1.8907	NA	NA
	II INDIVIDUAL SHAREHOLDERS HOLDING NOMINAL SHARE CAPITAL IN EXCESS OF RS. 1 LAKH	295	11836415	11836415	1.9332	1.9332	NA	NA
c.	QUALIFIED FOREIGN INVESTOR	0	0	0	0.0000	0.0000	NA	NA
d.	ANY OTHER							
	CLEARING MEMBERS	10	25250	25250	0.0041	0.0041	NA	NA
	HINDU UNDIVIDED FAMILIES	366	1403710	1403710	0.2292	0.2292	NA	NA
	NON RESIDENT INDIANS	86	448192	445702	0.0732	0.0732	NA	NA
	OVERSEAS CORPORATE BODIES	1	2775	0	0.0004	0.0004	NA	NA
		463	1879927	1874662	0.3070	0.3070	NA	NA
	<b>SUB - TOTAL (B)(2)</b>	<b>16029</b>	<b>102072916</b>	<b>100911066</b>	<b>16.6714</b>	<b>16.6714</b>	<b>NA</b>	<b>NA</b>
	<b>TOTAL PUBLIC SHAREHOLDING (B) = (B)(1)+(B)(2)</b>	<b>16038</b>	<b>285555268</b>	<b>284393418</b>	<b>46.6395</b>	<b>46.6395</b>	<b>NA</b>	<b>NA</b>
	<b>TOTAL (A)+(B)</b>	<b>16039</b>	<b>612260268</b>	<b>611098418</b>	<b>100.0000</b>	<b>100.0000</b>	<b>NA</b>	<b>35.7209</b>



C.	SHARES HELD BY CUSTODIANS AND AGAINST WHICH DEPOSITORY RECEIPTS HAVE BEEN ISSUED							
	Promoter and Promoter Group	0	0	0	0.0000	0.0000	NA	NA
	Public	0	0	0	0.0000	0.0000	NA	NA
	TOTAL CUSTODIAN (C)	0	0	0	0.0000	0.0000	NA	NA
	GRAND TOTAL (A)+(B)+(C)	16039	612260268	611098418		100.0000	218704937	35.7209



**QUADRANT TELEVENTURES LIMITED - (Pre-reduction of Share Capital)**

(I)(b) Statement showing holding of securities (including shares, warrants, convertible securities) of persons belonging to the

category "Promoter and Promoter Group" - 31-Dec-2012

Sr.No	Name of the shareholder	Details of Shares held		Encumbered shares (*)		Details of warrants		Details of convertible securities		Total shares (including underlying shares assuming full conversion of warrants and convertible securities) as per
		No. of Shares held	As a % of grand total (A)+(B)+(C)	No. of Shares held	As a percentage (VI)÷(III)*100	Number of warrants held	As a % total number of warrants of the same class	Number of convertible securities held	As a % total number of convertible securities of the same class	
(i)	(ii)	(iii)	(iv)	(v)	(vi)÷(iii)*100	(vii)	(ix)	(x)	(xi)	(xii)
		326705000	53.3604	218704937	66.9426	35.7209	0	0	0.0000	53.3604
1	QUADRANT ENTERPRISES PRIVATE LIMITED	326705000	53.3604	218704937	66.9426	35.7209	0	0	0.0000	53.3604
	<b>TOTAL</b>									



**QUADRANT TELEVENTURES LIMITED(Pre-reduction of Share Capital)**

(l)(c)(i) Statement showing holding of securities (including shares, warrants, convertible securities) of persons belonging to the category "Public" and holding more than 1% of the total number of shares - 31-Dec-2012

Sr.No	Name of the shareholder	No. of Shares held	Shares as a percentage of total number of shares {i.e., Grand Total (A)+(B)+(C) indicated in Statement at para(l)(a) above}	Details of warrants		Details of convertible		Total shares (including underlying shares assuming full conversion of warrants and convertible securities) as a % of diluted share
				Number of warrants held	As a % total number of warrants of the same class	Number of convertible securities held	% w.r.t total number of convertible securities of the same class	
1	LIFE INSURANCE CORPORATION OF INDIA	10772205	1.7594	0	0.0000	0	0.0000	1.7594
2	MASITIA CAPITAL SERVICES LTD	13015565	2.1258	0	0.0000	0	0.0000	2.1258
3	MANTU HOUSING PROJECTS LTD.	21000000	3.4299	0	0.0000	0	0.0000	3.4299
4	MOOLSONS HOLDINGS PRIVATE LIMITED	8296559	1.3550	0	0.0000	0	0.0000	1.3550
5	ORIENTAL BANK OF COMMERCE	22977832	3.7529	0	0.0000	0	0.0000	3.7529
6	ORIENTAL BANK OF COMMERCE	16043505	2.6203	0	0.0000	0	0.0000	2.6203
7	ING VYSYA BANK LIMITED	11871038	1.9388	0	0.0000	0	0.0000	1.9388
8	IDBI BANK LTD.	118271641	19.3172	0	0.0000	0	0.0000	19.3172
	<b>TOTAL</b>	<b>222248345</b>	<b>36.2996</b>	<b>0</b>	<b>0.0000</b>	<b>0</b>	<b>0.0000</b>	<b>36.2996</b>



**QUADRANT TELEVENTURES LIMITED (Pre-reduction of Share Capital)**

(1)(c)(ii) Statement showing holding of securities (including shares, warrants, convertible securities) of persons (together with PAC) belonging to the category "Public" and holding more than 5% of the total number of shares of the company - 31-Dec-2012


Sr.No	Name(s) of the shareholder(s) and the Persons acting in Concert (PAC) with them	No. of Shares held	Shares as a percentage of total number of shares (i.e., Grand Total (A)+(B)+(C) indicated in Statement at para(1)(a) above}	Details of warrants		Details of convertible securities		Total shares (including underlying shares assuming full conversion of warrants and convertible securities) as a % of diluted share capital
				Number of warrants held	As a % total number of warrants of the same class	Number of convertible securities held	% w.r.t total number of convertible securities of the same class	
1	IDBI BANK LTD.	118271641	19.3172	0	0.0000	0	0.0000	19.3172
	<b>TOTAL</b>	<b>118271641</b>	<b>19.3172</b>	<b>0</b>	<b>0.0000</b>	<b>0</b>	<b>0.0000</b>	<b>19.3172</b>



**QUADRANT TELEVENTURES LIMITED - (Pre-reduction of Share Capital)**

(1)(d) Statement Showing Details of Locked-In Shares - 31-Dec-2012

Sr.No	Name of the shareholder	Number of Locked In Shares	Locked-In Shares As A % Of Total Number of Shares {i.e., Grand Total (A)+(B)+(C) Indicaetd in Statement at Para (1)(a)}	Promoter / Promoter Group / Public
	NIL			



**QUADRANT TELEVENTURES LIMITED - (Pre-reduction of Share Capital)**

(II)(a) Statement Showing Details of Depository Receipts (DRs) - 31-Dec-2012

Sr.No	Type of Outstanding DR (ADRs, GDRs, SDRs,etc.)	Number of Outstanding DRs	Number of Shares Underlying Outstanding DRs	Shares Underlying Outstanding DRs As A % OF Total Number of Shares {i.e., Grand Total (A)+(B)+(C) Indicated in Statement at Para I}(a) Above}
	NIL			



**QUADRANT TELEVENTURES LIMITED - (Pre-reduction of Share Capital)**

**(III)(b) STATEMENT SHOWING HOLDING OF DEPOSITORY RECEIPTS (DRs), WHERE UNDERLYING SHARES HELD**

**PROMOTER/PROMOTER GROUP ARE IN EXCESS OF 1% OF THE TOTAL NUMBER OF SHARES - 31-Dec-2012**


Sr.No	NAME OF THE DR HOLDER	Type of Outstanding DR (ADRs, GDRs, SDRs,etc.)	Number of Shares Underlying Outstanding DRs	Shares Underlying Outstanding DRs As A % OF Total Number of Shares {i.e., Grand Total (A)+(B)+(C) Indicated in Statement at Para (I)(a) Above}
	NIL			






## Shareholding Pattern -Pre-Reduction of Share Capital

QUADRANT TELEVENTURES LIMITED							
(III)(a) Statement showing the Voting Pattern of Shareholders, If more than one class of Shares / Securities							
Issued by the issuer. - 31-Dec-2012							
Sr.No	Category of Share Holder	Number of Voting Rights Held in each class of Securities			Total Voting Rights (III+IV+V)	Total Voting Rights i.e.(VI)	
		CLASS X (III)	CLASS Y (IV)	CLASS Z (V)		AS A % OF (A+B) (VII)	AS A % OF (A+B+C) (VIII)
(I)	(II)				(VI)		
(A)	PROMOTER AND PROMOTER GROUP						
(1)	INDIAN						
(a)	INDIVIDUALS/HINDU UNDIVIDED FAMILY						
(b)	CENTRAL GOVERNMENT / STATE GOVERNMENT(S)						
(c)	BODIES CORPORATE						
(d)	FINANCIAL INSTITUTIONS / BANKS						
(e)	ANY OTHER (SPECIFY)						
	SUB=TOTAL(A)(1)						
(2)	FOREIGN						
(a)	INDIVIDUALS (NON-RESIDENT INDIVIDUALS / FOREIGN INDIVIDUALS)						
(b)	BODIES CORPORATE						
(c)	INSTITUTIONS						
(d)	ANY OTHER						
	SUB=TOTAL(A)(2)						
	TOTAL SHAREHOLDING OF PROMOTER AND PROMOTER GROUP (A)=(A)(1)+(A)(2)						
(B)	PUBLIC SHAREHOLDING						
(1)	INSTITUTIONS						
(a)	MUTUAL FUNDS / UTI						
(b)	FINANCIAL INSTITUTIONS / BANKS						
	CENTRAL GOVERNMENT / STATE GOVERNMENT(S)						
(d)	VENTURE CAPITAL FUNDS						
(e)	INSURANCE COMPANIES						
(f)	FOREIGN INSTITUTIONAL INVESTORS						
(g)	FOREIGN VENTURE CAPITAL INVESTORS						
(h)	ANY OTHER (SPECIFY)						
	SUB=TOTAL(B)(1)						
(2)	NON-INSTITUTIONS						
(a)	BODIES CORPORATE						
	INDIVIDUALS -						
(b)	I. INDIVIDUAL SHAREHOLDERS HOLDING NOMINAL SHARECAPITAL UP TO RS. 1 LAKH						
	II. INDIVIDUAL SHAREHOLDERS HOLDING NOMINAL SHARECAPITAL IN EXCESS OF RS. 1 LAKH						
(c)	ANY OTHER (SPECIFY)						
	SUB-TOTAL(B)(2)						
	TOTAL PUBLIC SHAREHOLDING (B)=(B)(1)+(B)(2)						
(2)	TOTAL (A)+(B)						
(C)	SHARES HELD BY CUSTODIANS AND AGAINST WHICH DEPOSITORY RECEIPTS HAVE BEEN ISSUED						



GRAND TOTAL (A)+(B)+(C)



## Statement Showing Shareholding Pattern(Post-reduction of Share Capital)

Table (I)(a)

Category code	Category of Shareholder	Number of Shareholders	Total number of shares	Number of shares held in dematerialized form	Total shareholding as a percentage of total number of shares		Shares Pledged or otherwise encumbered	
					AS A % OF (A+B)	AS A % OF (A+B+C)	Number of shares	As a percentage (IX)= (VIII)/(IV)*100
(I)	(II)	(III)	(IV)	(V)	(VI)	(VII)	(VIII)	(VIII)/(IV)*100
<b>A.</b>	<b>SHAREHOLDING OF PROMOTER AND PROMOTER GROUP</b>							
1.	INDIAN							
a.	INDIVIDUALS/HINDU UNDIVIDED FAMILY	0	0	0	0.0000	0.0000	0	0.0000
b.	CENTRAL GOVERNMENT/ STATE GOVERNMENT(S)	0	0	0	0.0000	0.0000	0	0.0000
c.	BODIES CORPORATE	1	326705000	326705000	53.3604	53.3604	218704937	66.9426
d.	FINANCIAL INSTITUTIONS/ BANKS	0	0	0	0.0000	0.0000	0	0.0000
e.	ANY OTHER							
	<b>SUB - TOTAL (A)(1)</b>	<b>1</b>	<b>326705000</b>	<b>326705000</b>	<b>53.3604</b>	<b>53.3604</b>	<b>218704937</b>	<b>66.9426</b>
2.	FOREIGN							
b.	BODIES CORPORATE	0	0	0	0.0000	0.0000	0	0.0000
c.	INSTITUTIONS	0	0	0	0.0000	0.0000	0	0.0000
d.	QUALIFIED FOREIGN INVESTOR	0	0	0	0.0000	0.0000	0	0.0000
	ANY OTHER							
	<b>SUB - TOTAL (A)(2)</b>	<b>0</b>	<b>0</b>	<b>0</b>	<b>0.0000</b>	<b>0.0000</b>	<b>0</b>	<b>0.0000</b>
	<b>TOTAL SHARE HOLDING OF PROMOTER AND PROMOTER GROUP (A) = (A)(1)+(A)(2)</b>	<b>1</b>	<b>326705000</b>	<b>326705000</b>	<b>53.3604</b>	<b>53.3604</b>	<b>218704937</b>	<b>66.9426</b>
<b>B.</b>	<b>PUBLIC SHAREHOLDING</b>							
a.	MUTUAL FUNDS/UTI	0	0	0	0.0000	0.0000	NA	NA
b.	FINANCIAL INSTITUTIONS/ BANKS	8	183357352	183357352	29.9476	29.9476	NA	NA
c.	CENTRAL GOVERNMENT/ STATE GOVERNMENT(S)	0	0	0	0.0000	0.0000	NA	NA
d.	VENTURE CAPITAL FUNDS	0	0	0	0.0000	0.0000	NA	NA
e.	INSURANCE COMPANIES	0	0	0	0.0000	0.0000	NA	NA
f.	FOREIGN INSTITUTIONAL INVESTORS	1	125000	125000	0.0204	0.0204	NA	NA
g.	FOREIGN VENTURE CAPITAL INVESTORS	0	0	0	0.0000	0.0000	NA	NA
h.	QUALIFIED FOREIGN INVESTOR	0	0	0	0.0000	0.0000	NA	NA
i.	ANY OTHER							
	<b>SUB - TOTAL (B)(1)</b>	<b>9</b>	<b>183482352</b>	<b>183482352</b>	<b>29.9680</b>	<b>29.9680</b>	<b>NA</b>	<b>NA</b>
2.	NON-INSTITUTIONS							
a.	BODIES CORPORATE	399	76780002	76263693	12.5404	12.5404	NA	NA
b.	INDIVIDUALS -							
	I INDIVIDUAL SHAREHOLDERS HOLDING NOMINAL SHARE CAPITAL UPTO RS. 1 LAKH	14872	11576572	10936296	1.8907	1.8907	NA	NA
	II INDIVIDUAL SHAREHOLDERS HOLDING NOMINAL SHARE CAPITAL IN EXCESS OF RS. 1 LAKH	295	11836415	11836415	1.9332	1.9332	NA	NA
c.	QUALIFIED FOREIGN INVESTOR	0	0	0	0.0000	0.0000	NA	NA
d.	ANY OTHER							
	CLEARING MEMBERS	10	25250	25250	0.0041	0.0041	NA	NA
	HINDU UNDIVIDED FAMILIES	366	1403710	1403710	0.2292	0.2292	NA	NA
	NON RESIDENT INDIANS	86	448192	445702	0.0732	0.0732	NA	NA
	OVERSEAS CORPORATE BODIES	1	2775	0	0.0004	0.0004	NA	NA
		<b>463</b>	<b>1879927</b>	<b>1874662</b>	<b>0.3070</b>	<b>0.3070</b>	<b>NA</b>	<b>NA</b>
	<b>SUB - TOTAL (B)(2)</b>	<b>16029</b>	<b>102072916</b>	<b>100911066</b>	<b>16.6714</b>	<b>16.6714</b>	<b>NA</b>	<b>NA</b>




	TOTAL PUBLIC SHAREHOLDING (B) = (B)(1)+(B)(2)	16038	285555268	284393418	46.6395	46.6395	NA	NA
	TOTAL (A)+(B)	16039	612260268	611098418	100.0000	100.0000	NA	35.7209
C.	SHARES HELD BY CUSTODIANS AND AGAINST WHICH DEPOSITORY RECEIPTS HAVE BEEN ISSUED							
	Promoter and Promoter Group	0	0	0	0.0000	0.0000	NA	NA
	Public	0	0	0	0.0000	0.0000	NA	NA
	TOTAL CUSTODIAN (C)	0	0	0	0.0000	0.0000	NA	NA
	GRAND TOTAL (A)+(B)+(C)	16039	612260268	611098418		100.0000	218704937	35.7209



**QUADRANT TELEVENTURES LIMITED - (Post-reduction of Share Capital)**

(I)(b) Statement showing holding of securities (including shares, warrants, convertible securities) of persons belonging to the category "Promoter and Promoter Group" - 31-Dec-2012

Sr.No	Name of the shareholder	Details of Shares held		Encumbered shares (*)		Details of warrants		Details of convertible securities		Total shares (including underlying shares assuming full conversion of warrants and convertible securities) as a % of
		No. of Shares held	As a % of grand total (A)+(B)+(C)	No. of Shares held	As a percentage (VI)÷(VII) (III)*100	Number of warrants held	As a % total number of warrants of the same class	Number of convertible securities held	As a % total number of convertible securities of the same class	
(I)	(II)	(III)	(IV)	(V)	(VI)÷(VII) (III)*100	(VII)	(IX)	(X)	(XI)	(XII)
1	QUADRANT ENTERPRISES PRIVATE LIMITED	326705000	53.3604	218704937	66.9426	35.7209	0	0	0	53.3604
	<b>TOTAL</b>	<b>326705000</b>	<b>53.3604</b>	<b>218704937</b>	<b>66.9426</b>	<b>35.7209</b>	<b>0</b>	<b>0</b>	<b>0</b>	<b>53.3604</b>



**QUADRANT TELEVENTURES LIMITED(Post-reduction of Share Capital)**

(l)(c)(i) Statement showing holding of securities (including shares, warrants, convertible securities) of persons belonging to the category "Public" and holding more than 1% of the total number of shares - 31-Dec-2012

Sr.No	Name of the shareholder	No. of Shares held	Shares as a percentage of total number of shares {i.e., Grand Total (A)+(B)+(C) indicated in Statement at para(l)(a) above}	Details of warrants		Details of convertible securities		Total shares (including underlying shares assuming full conversion of warrants and convertible securities) as a % of diluted share
				Number of warrants held	As a % total number of warrants of the same class	Number of convertible securities held	% w.r.t total number of convertible securities of the same class	
1	LIFE INSURANCE CORPORATION OF INDIA	10772205	1.7594	0	0.0000	0	0.0000	1.7594
2	MASITIA CAPITAL SERVICES LTD	13015565	2.1258	0	0.0000	0	0.0000	2.1258
3	MANTU HOUSING PROJECTS LTD.	21000000	3.4299	0	0.0000	0	0.0000	3.4299
4	MOOLSONS HOLDINGS PRIVATE LIMITED	8296559	1.3550	0	0.0000	0	0.0000	1.3550
5	ORIENTAL BANK OF COMMERCE	22977832	3.7529	0	0.0000	0	0.0000	3.7529
6	ORIENTAL BANK OF COMMERCE	16043505	2.6203	0	0.0000	0	0.0000	2.6203
7	ING VYSYA BANK LIMITED	11871038	1.9388	0	0.0000	0	0.0000	1.9388
8	IDBI BANK LTD.	118271641	19.3172	0	0.0000	0	0.0000	19.3172
	<b>TOTAL</b>	<b>222248345</b>	<b>36.2996</b>	<b>0</b>	<b>0.0000</b>	<b>0</b>	<b>0.0000</b>	<b>36.2996</b>



**QUADRANT TELEVENTURES LIMITED(Post-reduction of Share Capital)**

(l)(c)(ii) Statement showing holding of securities (including shares, warrants, convertible securities) of persons (together with PAC) belonging to the category "Public" and holding more than 5% of the total number of shares of the company - 31-Dec-2012


Sr.No	Name(s) of the shareholder(s) and the Persons acting in Concert (PAC) with them	No. of Shares held	Shares as a percentage of total number of shares {i.e., Grand Total (A)+(B)+(C) indicated in Statement at para(l)(a) above}	Details of warrants		Details of convertible securities		Total shares (including underlying shares - assuming full conversion of warrants and convertible securities) as a % of diluted share capital
				Number of warrants held	As a % total number of warrants of the same class	Number of convertible securities held	% w.r.t total number of convertible securities of the same class	
1	IDBI BANK LTD.	118271641	19.3172	0	0.0000	0	0.0000	19.3172
	<b>TOTAL</b>	<b>118271641</b>	<b>19.3172</b>	<b>0</b>	<b>0.0000</b>	<b>0</b>	<b>0.0000</b>	<b>19.3172</b>



**QUADRANT TELEVENTURES LIMITED - (Post-reduction of Share Capital)**

(I)(d) Statement Showing Details of Locked-In Shares - 31-Dec-2012

Sr.No	Name of the shareholder	Number of Locked In Shares	Locked-In Shares As A % Of Total Number of Shares {i.e., Grand Total (A)+(B)+(C) Indicated in Statement at Para (I)(a)}	Promoter / Promoter Group / Public
	NIL			






**QUADRANT TELEVENTURES LIMITED - (Post-reduction of Share Capital)**

(II)(a) Statement Showing Details of Depository Receipts (DRs) - 31-Dec-2012

Sr.No	Type of Outstanding DR (ADRs, GDRs, SDRs,etc.)	Number of Outstanding DRs	Number of Shares Underlying Outstanding DRs	Shares Underlying Outstanding DRs As A % OF Total Number of Shares {i.e., Grand Total (A)+(B)+(C) Indicated in Statement at Para (I)(a) Above}
	NIL			



**QUADRANT TELEVENTURES LIMITED - (Post-reduction of Share Capital)**

**(II)(b) STATEMENT SHOWING HOLDING OF DEPOSITORY RECEIPTS (DRs), WHERE UNDERLYING SHARES HELD**

**PROMOTER/PROMOTER GROUP ARE IN EXCESS OF 1% OF THE TOTAL NUMBER OF SHARES - 31-Dec-2012**

Sr.No	NAME OF THE DR HOLDER	Type of Outstanding DR (ADRs, GDRs, SDRs,etc.)	Number of Shares Underlying Outstanding DRs	Shares Underlying Outstanding DRs As A % OF Total Number of Shares {i.e., Grand Total (A)+(B)+(C) Indicated in Statement at Para (I)(a) Above}
	NIL			



**QUADRANT TELEVENTURES LIMITED - (Post-reduction of Share Capital)**

**(III)(a) Statement showing the Voting Pattern of Shareholders, if more than one class of Shares / Securities is issued by the issuer. - 31-Dec-2012**

Sr.No	Category of Share Holder	Number of Voting Rights Held in each class of Securities			Total Voting Rights (III+IV+V)	Total Voting Rights i.e.(VI)	
		CLASS X (III)	CLASS Y (IV)	CLASS Z (V)		AS A % OF (A+B) (VII)	AS A % OF (A+B+C) (VIII)
(I)	(II)				(VI)		
(A)	PROMOTER AND PROMOTER GROUP						
(1)	INDIAN						
(a)	INDIVIDUALS/HINDU UNDIVIDED FAMILY						
(b)	CENTRAL GOVERNMENT / STATE GOVERNMENT(S)						
(c)	BODIES CORPORATE						
(d)	FINANCIAL INSTITUTIONS / BANKS						
(e)	ANY OTHER (SPECIFY)						
	SUB=TOTAL(A)(1)						
(2)	FOREIGN						
(a)	INDIVIDUALS (NON-RESIDENT INDIVIDUALS / FOREIGN INDIVIDUALS)						
(b)	BODIES CORPORATE						
(c)	INSTITUTIONS						
(d)	ANY OTHER						
	SUB=TOTAL(A)(2)						
	TOTAL SHAREHOLDING OF PROMOTER AND PROMOTER GROUP (A)=(A)(1)+(A)(2)						
(B)	PUBLIC SHAREHOLDING						
(1)	INSTITUTIONS						
(a)	MUTUAL FUNDS / UTI						
(b)	FINANCIAL INSTITUTIONS / BANKS						
(c)	CENTRAL GOVERNMENT / STATE GOVERNMENT(S)						
(d)	VENTURE CAPITAL FUNDS						
(e)	INSURANCE COMPANIES						
(f)	FOREIGN INSTITUTIONAL INVESTORS						
(g)	FOREIGN VENTURE CAPITAL INVESTORS						
(h)	ANY OTHER (SPECIFY)						
	SUB=TOTAL(B)(1)						
(2)	NON-INSTITUTIONS						
(a)	BODIES CORPORATE						
(b)	INDIVIDUALS - I .INDIVIDUAL SHAREHOLDERS HOLDING NOMINAL SHARECAPITAL UP TO RS. 1 LAKH						
	II.INDIVIDUAL SHAREHOLDERS HOLDING NOMINAL SHARECAPITAL IN EXCESS OF RS. 1 LAKH						
(c)	ANY OTHER (SPECIFY))						
	SUB-TOTAL(B)(2)						
	TOTAL PUBLIC SHAREHOLDING (B)=(B)(1)+(B)(2)						
(2)	TOTAL (A)+(B)						
(C)	SHARES HELD BY CUSTODIANS AND AGAINST WHICH DEPOSITORY RECEIPTS HAVE BEEN ISSUED						
	GRAND TOTAL (A)+(B)+(C)						

